

Installing AV in New Age Collaboration Spaces



Karl Rosenberg
Extron


Bicsi[®]
EMEA REGION
bicsi.org/emea2020

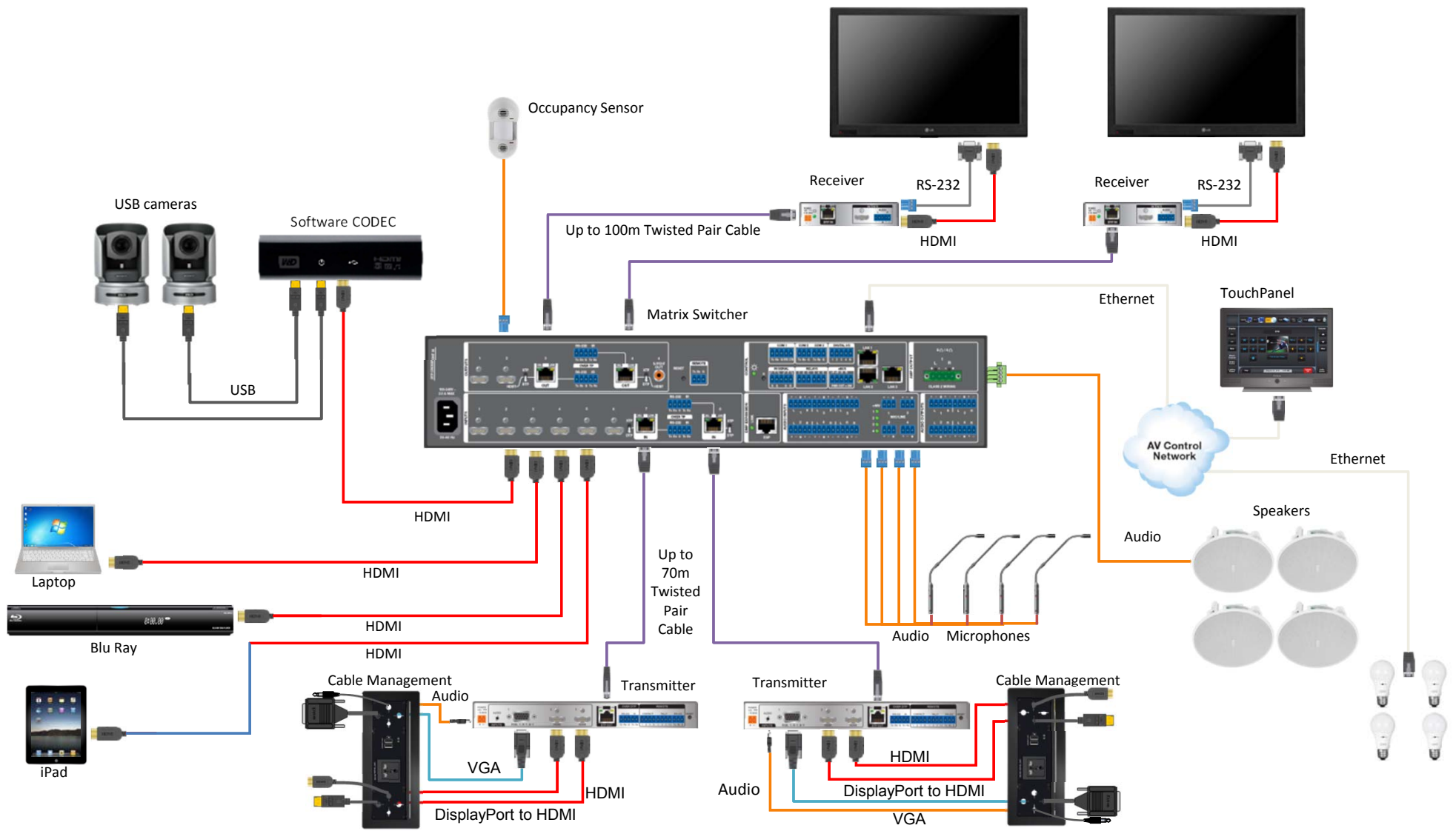
“How Do I Install a Collaboration Space”

Many Questions

- What TV?
- HDMI or VGA?
- USB?
- Control?
- Cables?
- Wireless?
- Do we dig a trench?
- Furniture?
- Room scheduling
- Audio
- Microphones
- Speakers
- Amplifiers
- Motion sensors
- Lights
- Cable paths
- Mounting Hardware
- VTC?

Matrix Switcher






Classrooms are Changing



Classroom



Boardrooms are Changing



Huddle Room



Huddle Room with Soft VTC




Collaboration Space Considerations

Keys to success in this Collaboration arena (three C's)

○ Connectivity

- Cable Access
- CATx, AV, Wireless, and USB



○ Conferencing Interface

- Zoom..Skype...your laptops or phones
- Phone interface
- VOIP



VoIP
Zoom

○ Control

- Simple
- Push button
- Motion sensor
- Touchpanel with Interface

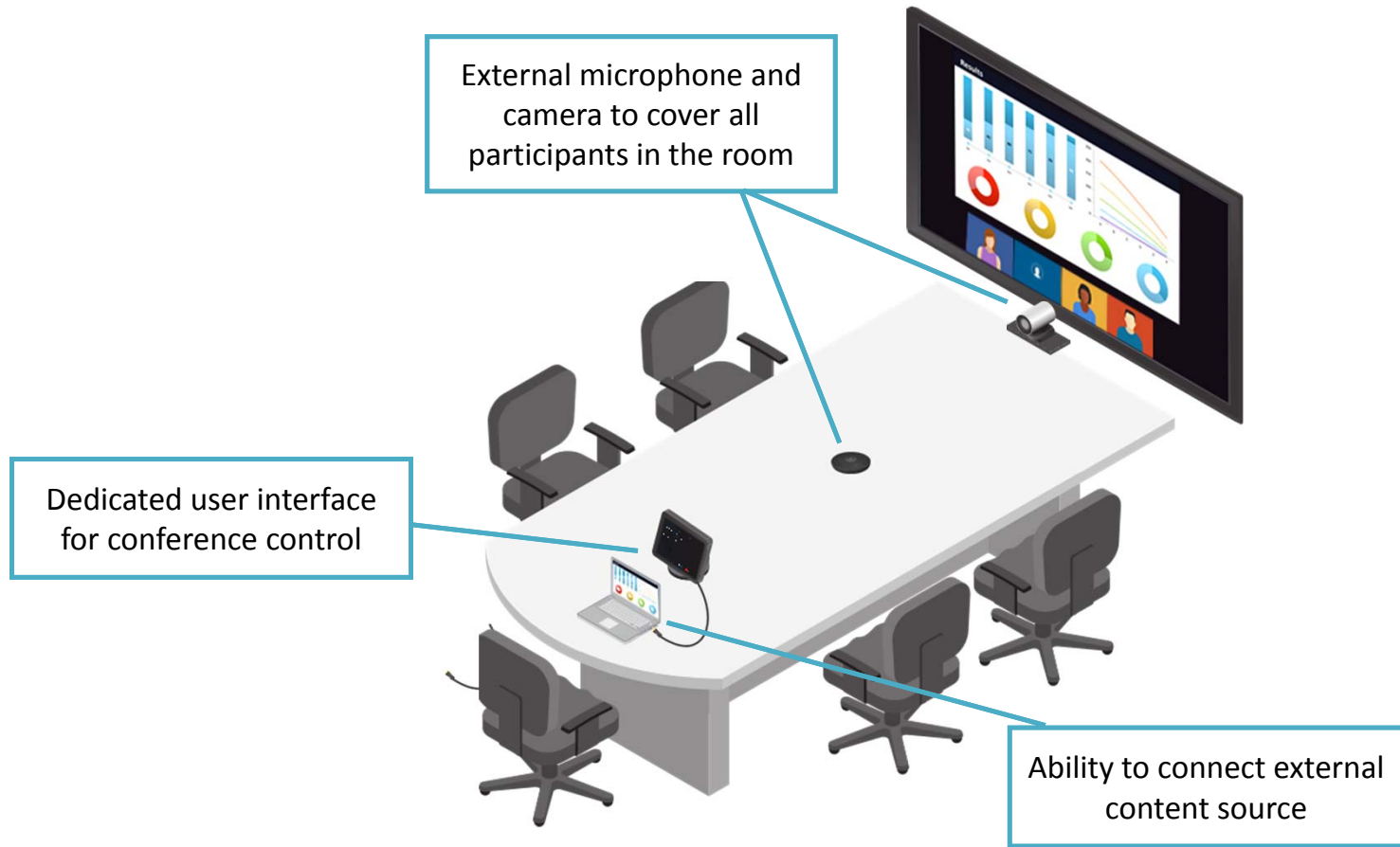


Basics of Installing

- Signal Integrity
 - Using Shielded CATx cable
 - HDMI and USB
- Table Power
- Conferencing Interface
 - ZOOM / Skype
- Wireless Video
- Audio
 - Usually using Speakers on Display
- Control
 - “people forget this all the time”
- Room Scheduling



Room System



The Glue



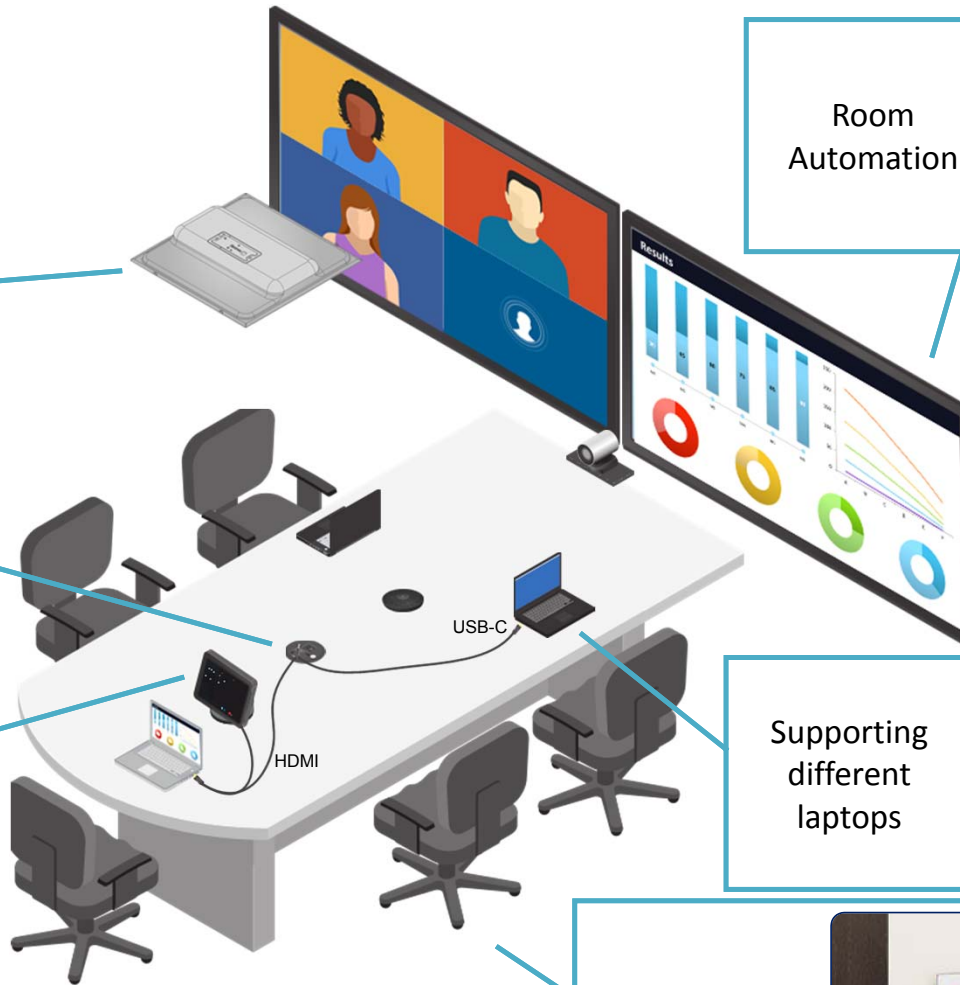
Professional Audio



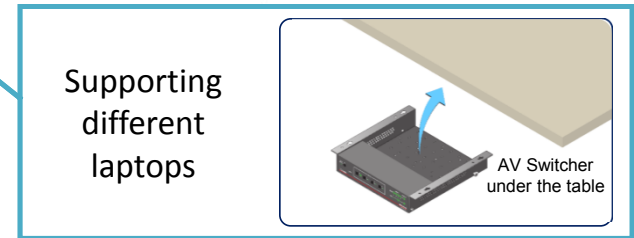
Cable management



Room Control



Room Automation



Supporting different laptops

AV Switcher under the table



Room Scheduling

AV Technology Deployment

4 types

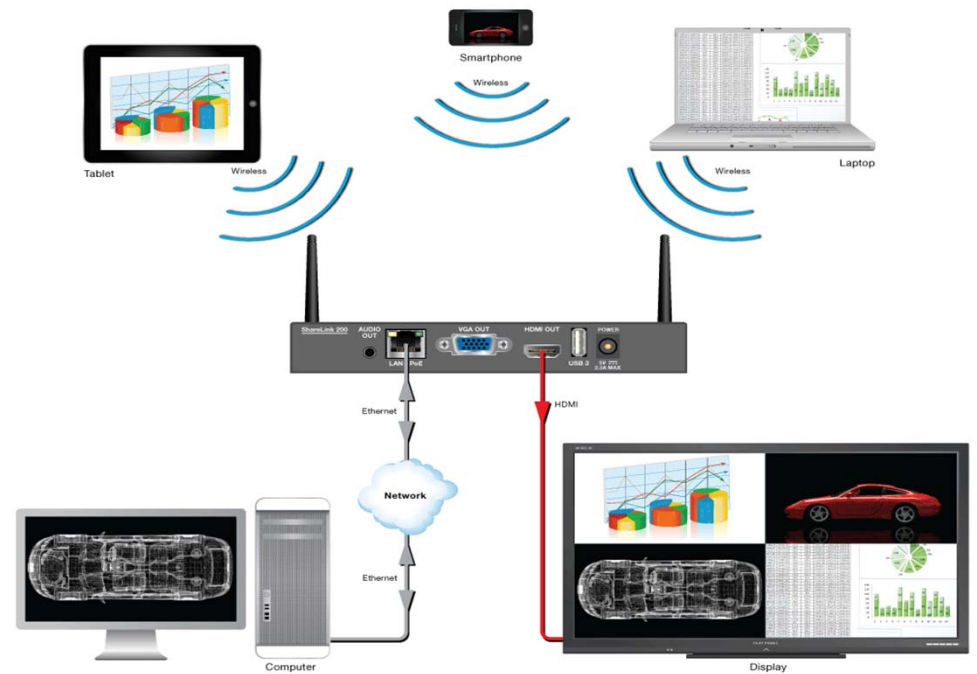
Hard Wired AV Infrastructure using CATx

- Wired AV connections offer benefits related to reliability



Wireless AV

- Wireless AV offers flexibility, mobility, and benefits for installations that have architectural challenges

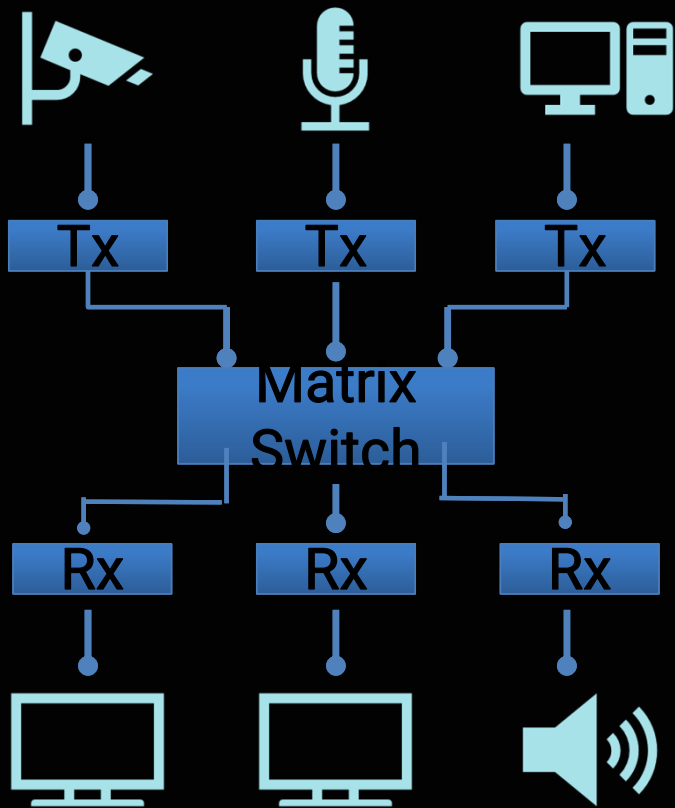


AV Streaming

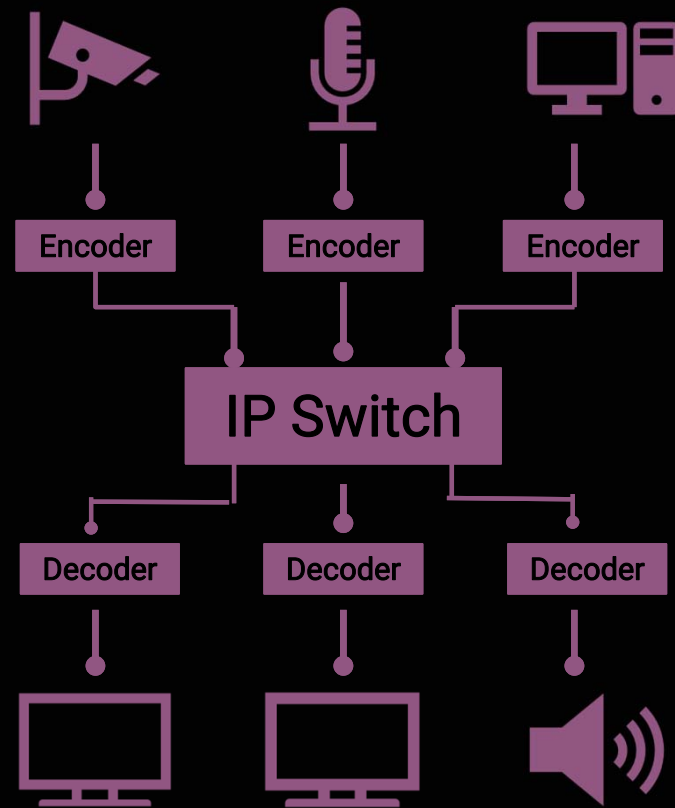
- Multiple platforms available for greater exposure
 - YouTube
 - Panopto
 - LMS
- Highly scalable with most AV and control signals existing on the same cable



Traditional AV



AV Over IP



Agenda

- Displays
- Mounting Hardware
- Connectivity
 - HDMI
 - USB
- Cables and Cabling Standards
- Wireless
- Cable Paths
- Audio
- Room Automation
- Control
- Room Scheduling
- Designs
- AV over IP

Displays

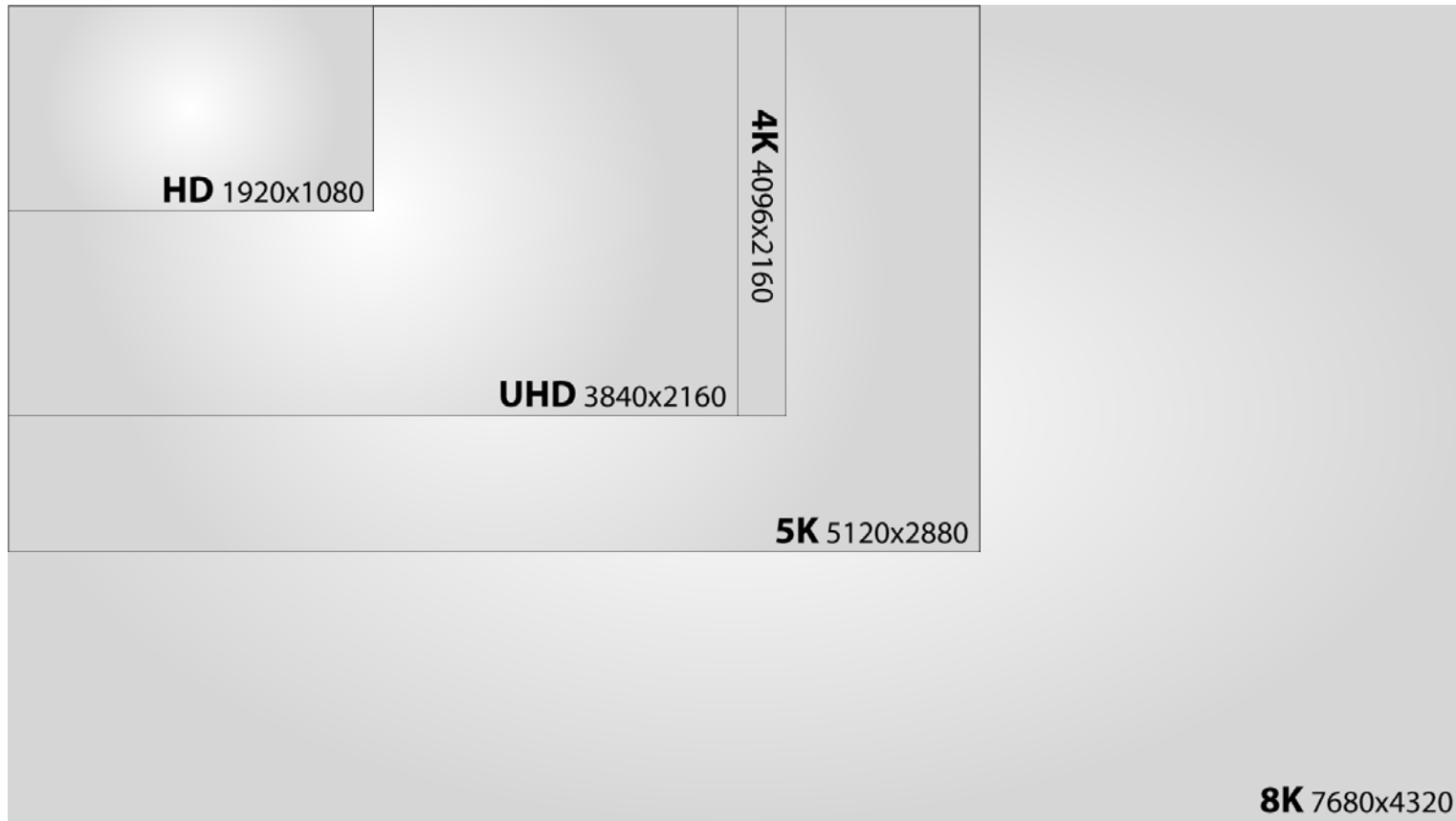


Resolutions

- Old Resolutions
- New standard 1080p
- Headed to 4K/UHD and 8K

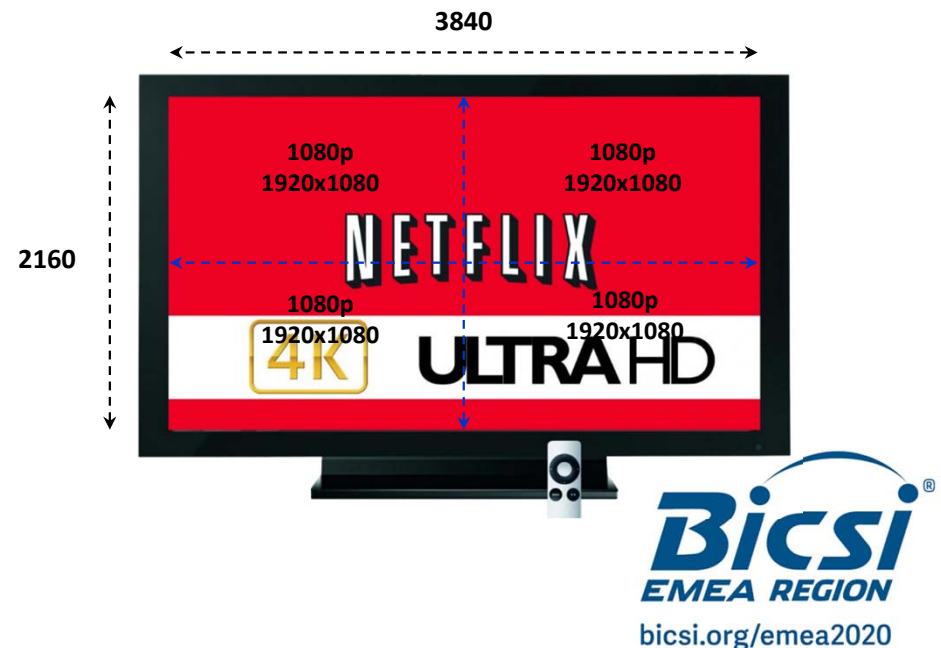


4K and Ultra HD Resolution Comparison



Ultra HD Video Signal Parameters

- Ultra HD is 3840x2160
 - Four times the resolution of 1080p
 - Targeted towards consumer and broadcast markets
- Ultra HD refresh rates
 - Varies – 24 Hz up to 60 Hz
- Color bit depth
 - 8-Bit, 10-bit, and 12-bit
- Aspect Ratio
 - 16:9 – same as 1080p



Connectivity



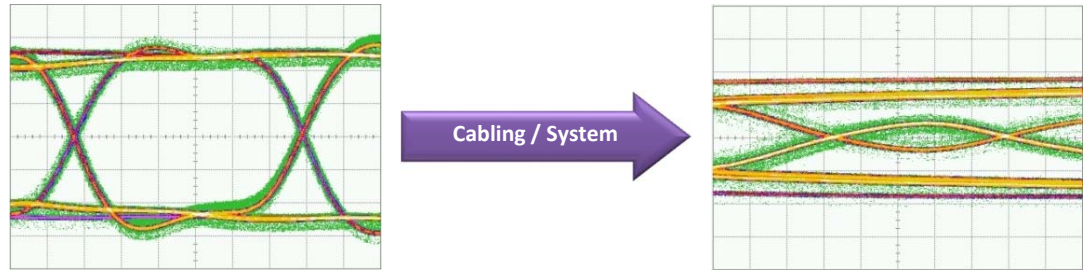
Connectivity

- Digital Video Characteristics
- HDMI
- Fiber Optic HDMI
- HDMI to USB
- USB



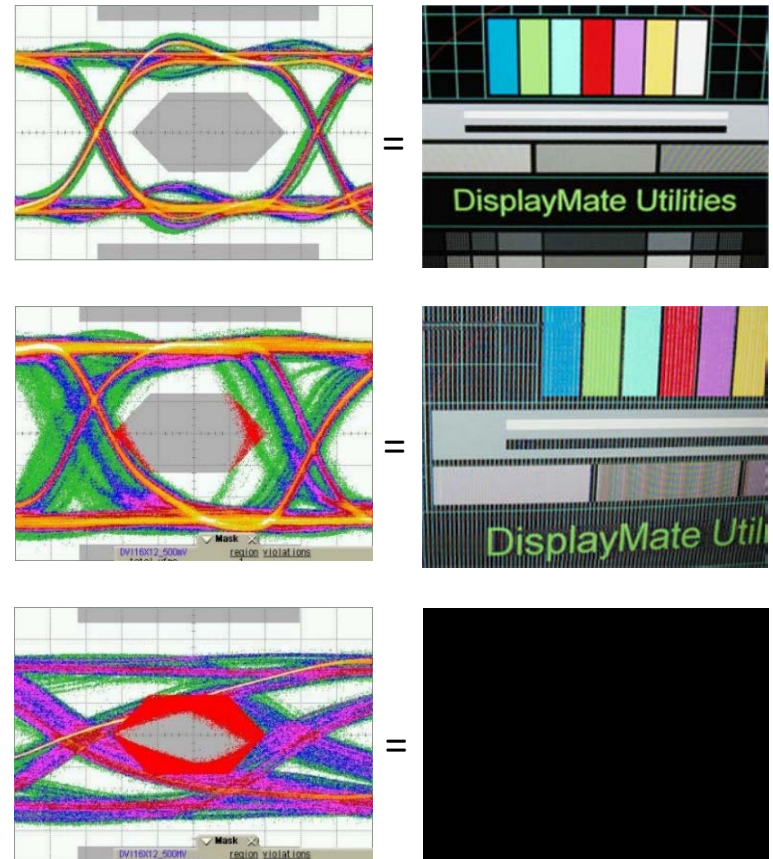
Digital Video Characteristics – Loss

- Digital video signals consist of high speed transitions
- Very susceptible to degradation from:
 - Cable attenuation
 - › Cable capacitance
 - › Cable resistance
 - › Impedance mismatch
 - Noise coupling
 - Crosstalk
 - Jitter
- All factors that Affect the receiver's ability to distinguish high and low transitions



Digital Video Characteristics – Loss

- Difficult to anticipate
 - Image quality does not degrade like analog
- Cliff effect
 - Occurs when the receiver can no longer distinguish high and low values
 - › Too many bit errors have occurred



Digital Video Characteristics – Variables

- Cables can vary widely in performance
 - Adapters are useful but may affect signal quality



Damage caused by faulty
HDMI connector



Digital Signals – HDMI

- HDMI is an uncompressed digital video signal
 - Designed for the consumer market

Data Rate Capabilities of HDMI				
Standard	Data Rate	Chroma Sampling	4K/UHD @ 30 Hz	4K/UHD @ 60 Hz
HDMI 1.4a	10.2 Gbps	4:4:4	1 cable, 8-bit	2 cables, 8-bit
				4 cables, 16-bit
HDMI 2.0/a/b	18.0 Gbps	4:4:4	1 cable, 16-bit	1 cable, 8-bit
				2 cables, 16-bit
		4:2:0	n/a	1 cable, 16-bit
HDMI 2.1	48.0 Gbps	4:4:4	1 cable, 16-bit	1 cable, 16-bit



Fiber Optic HDMI

- Hardwired




- Adapters



HDMI to USB

- Supports all HDMI 1.4
- Video resolutions up to Ultra HD @ 30 Hz



Digital Signals – USB

- A standard for communication protocols that includes cables and connectors
- Historically used for attaching peripheral devices to computers
- Maximum length of USB 2.0 cable: The 2.0 specification limits the length of a cable between USB 2.0 devices (Full Speed or Hi-Speed) to **5 meters** (or **about 16 feet** and 5 inches).



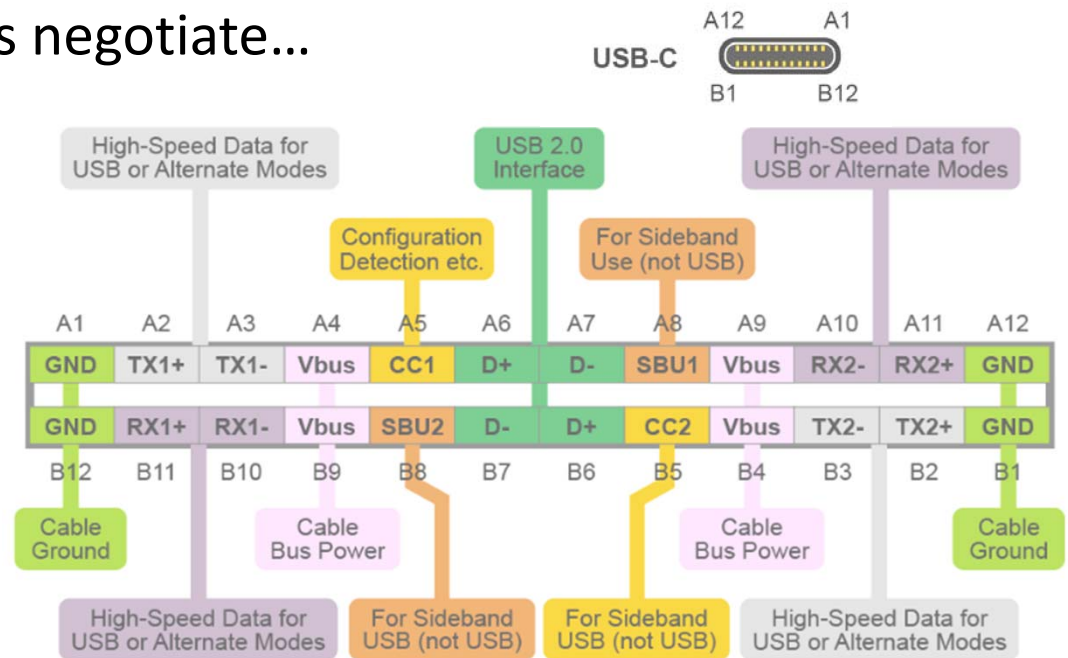
USB Interface Connectors

- Type-A
- Type-B
- USB Mini
- USB Micro
- USB-C



USB Type-C

- Send Data, Video, Audio, and Power
- Latest, high speed, reversible USB
- Deliver up to 100 watts! Devices negotiate...
- Supports “alternate modes” ... like DisplayPort and HDMI



Digital Signals – USB

- Over the year's speeds have increased, providing additional options for transporting video and audio

Data Rate Capabilities of USB				
Standard	Data Rate	Maximum Output Power	Power Direction	Cable Configuration
USB 1.1	12 Mbps Full Speed	2.5V, 500mA	Host to peripheral	Type-A to Type-B
USB 2.0	480 Mbps High Speed	2.5V, 1.8A	Host to peripheral	Type-A to Type-B
USB 3.0	SuperSpeed USB (5 Gbps)	5V, 1.8A	Host to peripheral	Type-A to Type-B
USB 3.1	SuperSpeed USB 10 Gbps	20V, 5A	Bi-directional	Type A or Type B to Type-C, Type-C both ends
USB 3.2	SuperSpeed USB 20 Gbps	20V, 5A	Bi-directional	Type-C both ends
USB 4	SuperSpeed USB 40 Gbps	20V, 5A	Bi-directional	Type-C both ends



Cables and Cable Standards



HDBaseT

- HDBaseT Alliance, is a consumer electronic (CE) and commercial connectivity standard for transmission of uncompressed high-definition video (HD), audio, power, home networking.



Twisted Pair Transmission

- Distance
 - 328 feet (100 meters) between endpoints



Twisted Pair Transmitter
for HDMI



Twisted Pair Receiver
for HDMI

328 feet/100 meters



Why Use Twisted Pair?


- One twisted pair cable can carry multiple signals
 - Video
 - Audio
 - Bidirectional RS-232 control and IR
 - Ethernet
 - Remote Power



Twisted Pair Transmission

o Cable

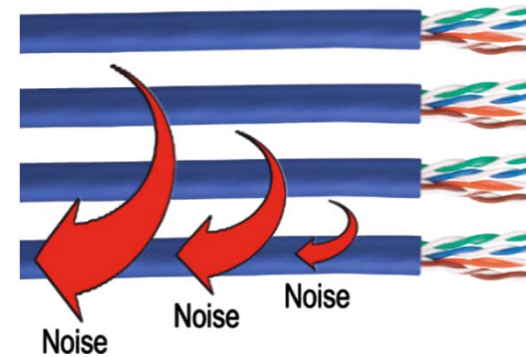
- Supports CATx cable
- Solid conductor, shielded twisted pair cable with shielded connectors should always be used
- Skew-free cable ***should not*** be used with XTP Systems



Twisted Pair Signal Transmission

- Shielded cable protects against outside interference from:

- Air conditioning units
- Power from adjacent cabling
- Crosstalk from other cables or within the same cable
- Radio interference from walkie-talkies



- Symptoms of noisy environments

- Image drop-out or flashing
- No image at all

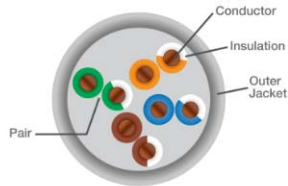


Twisted Pair Shielding

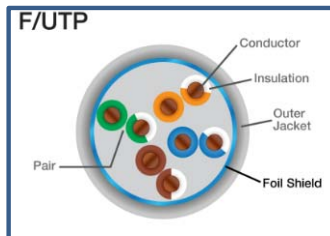
- o Different types of twisted pair shielding

Cable Name	Outer Shielding	Individual Pair Shielding
U/UTP	None	None
F/UTP	Foil	None
U/FTP	None	Foil
S/FTP	Braided	Foil
SF/UTP	Braided & Foil	None

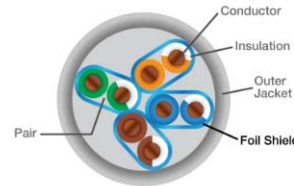
U/UTP



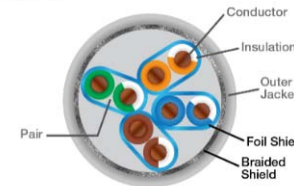
F/UTP



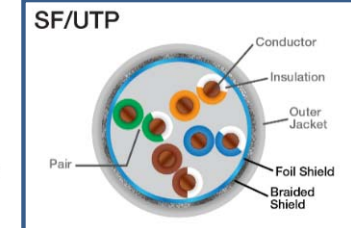
U/FTP



S/FTP



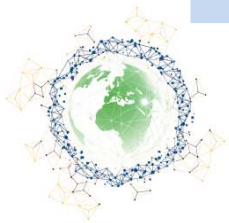
SF/UTP



Twisted Pair Signal Transmission


- Types of Category cable

Cable	Gauge	Conductor	Outer Shield	Pair Shielding	Required Bandwidth	Crosstalk Loss
CAT 5e (U/UTP)	24	Solid	None	None	100 MHz	~27dB
CAT 5e (F/UTP)	24	Solid	Foil	None	100 MHz	~27dB
CAT 6 (U/UTP)	24-23	Solid	None	None	250 MHz	~37dB
CAT 6 (STP)	24-23	Solid	Foil	None	250 MHz	~37dB
CAT 6a (U/UTP)	24-23	Solid	None	None	500 MHz	~37dB
CAT 6a (F/UTP)	24-23	Solid	Foil	None	500 MHz	~37dB
CAT 6a (U/FTP)	24-23	Solid	None	Foil	500 MHz	~37dB
CAT 6a (SF/UTP)	24	Solid	Braid and Foil	None	500 MHz	~37dB
CAT 7 (S/FTP)	24	Solid	Braid and Foil	Foil	600 MHz	~60dB
CAT 7a (S/FTP)	24	Solid	Braid and Foil	Foil	1 GHz	~60dB



Twisted Pair Installation

- Cable infrastructure and patch points
 - Up to 2 patch points recommended



Typical scenario for AV connectivity

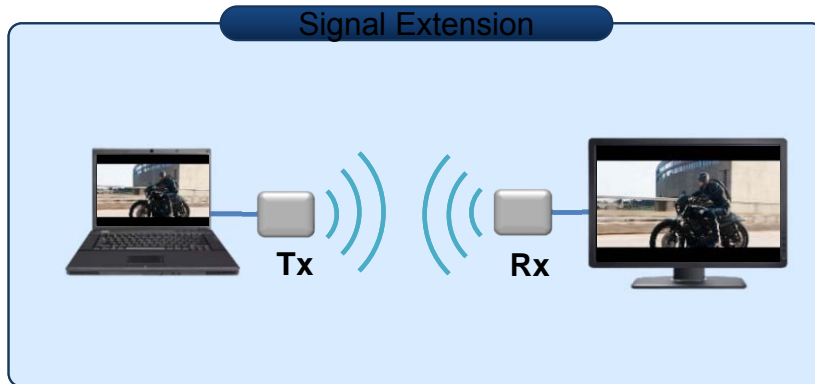


Wireless

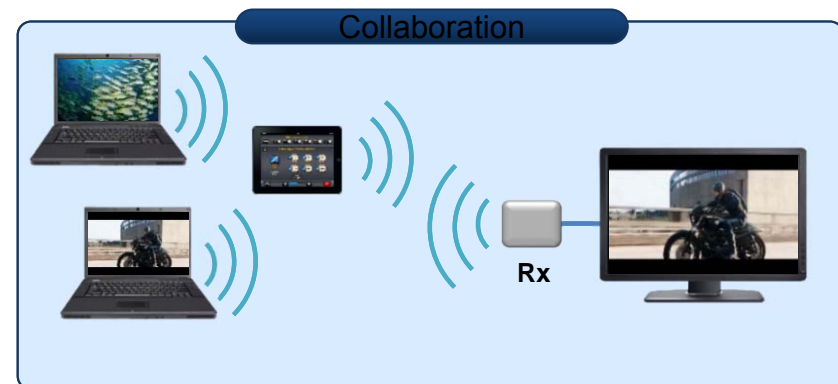


Bicsi[®]
EMEA REGION
bicsi.org/emea2020


Wireless Video Applications



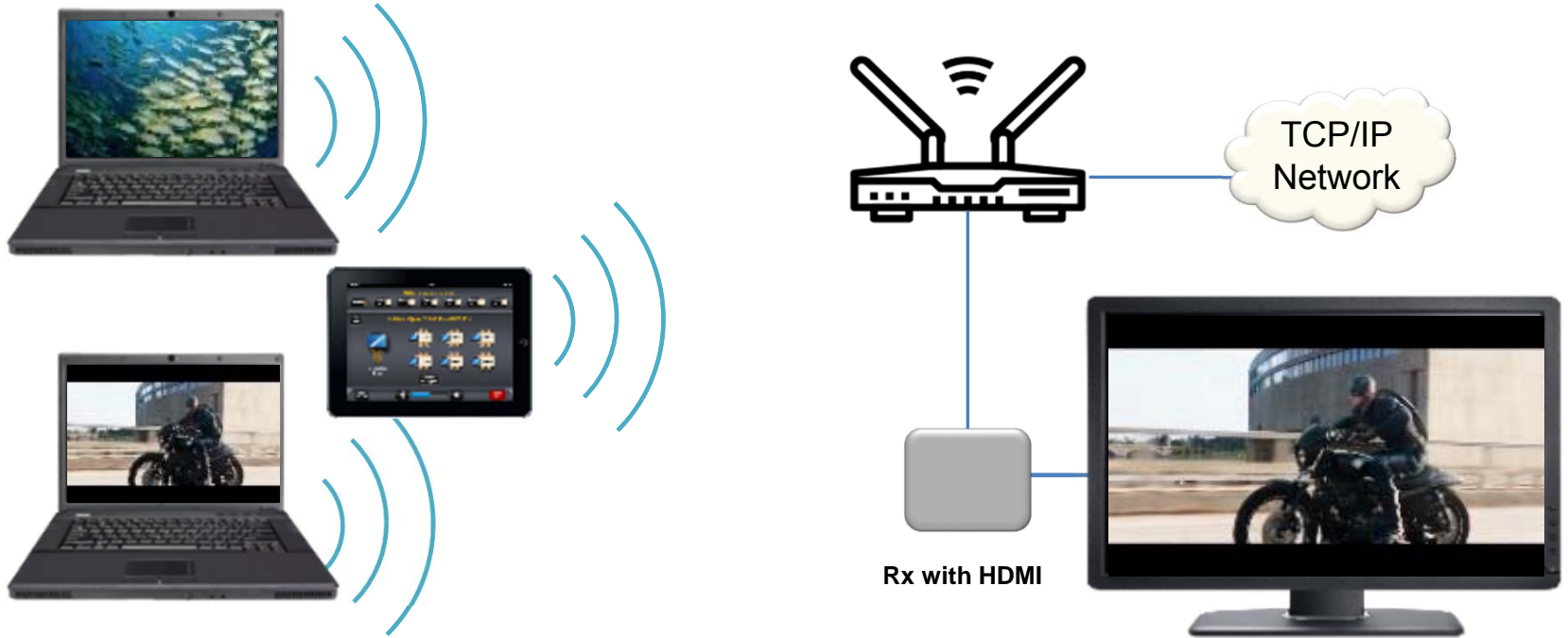
- Point-to-point applications where source video signal is converted to a modulated RF signal for wireless transmission to a receiver connected to a display



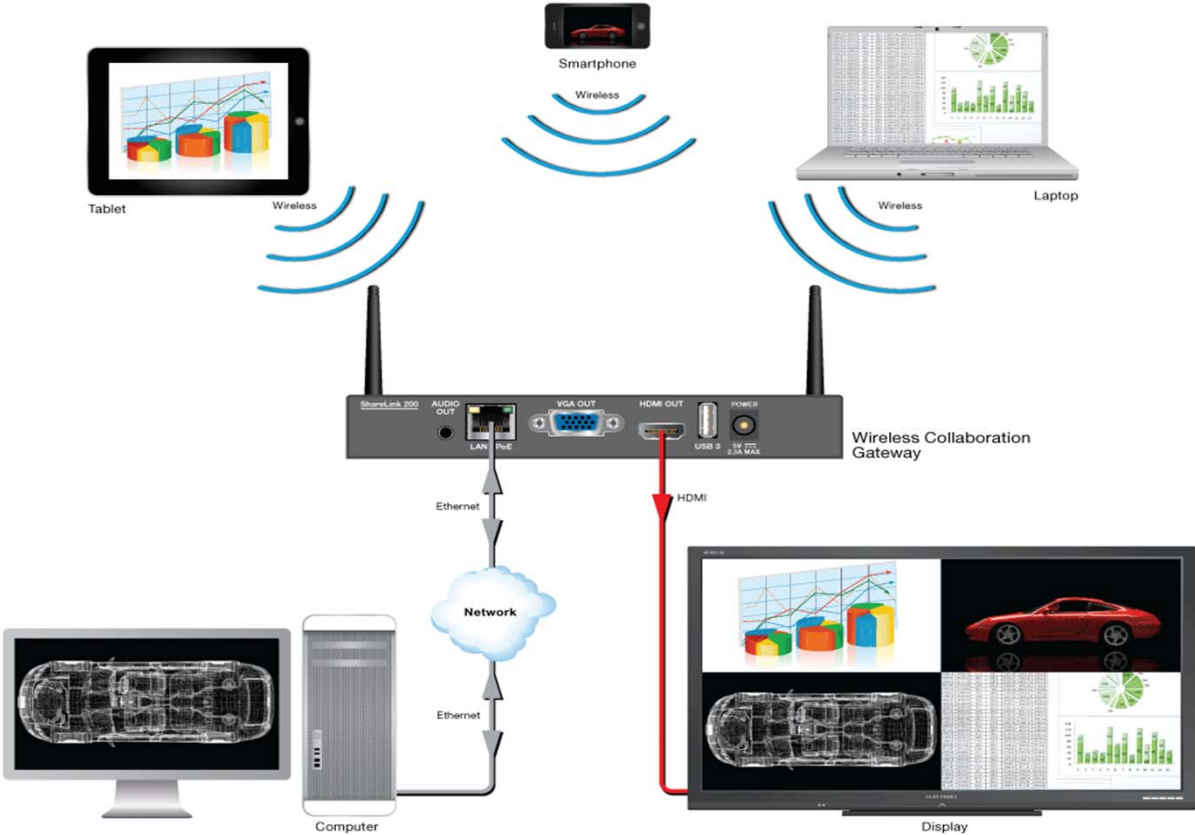
- BYOD applications where computing device encodes and transmits video content over a Wi-Fi network to a receiver connected to a display



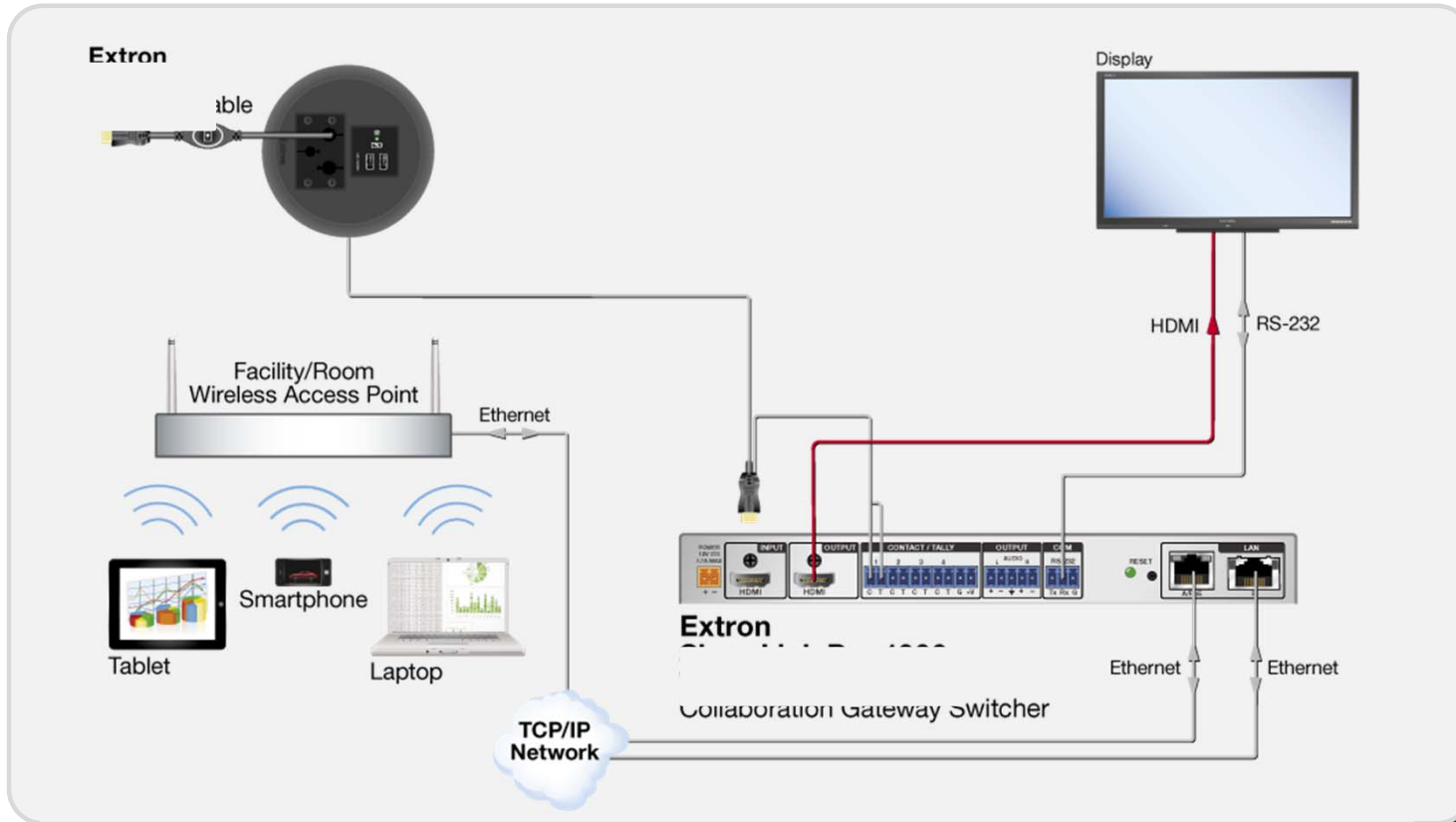
Collaboration with their WAP



Using Your Own WAP



Using Their WAP



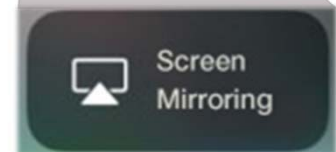
Key Features to have in a Wireless Video Platform

○ Easy Wireless and Wired Collaboration

- Wireless connections via OS mirroring or app
- Wired connections via HDMI Input
- Contact/Tally I/O ports
 - › Add Motion Sensor
 - › Add Button control

○ Multi-Platform Support

- Mac / Windows runtime or installed app
- Android / iOS app
- Apple & Android mirroring



Cable Paths



The Wrong Way



With Core Drilling



With Cable Runway



On Cement



Audio

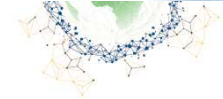


Microphones

- Boundary Mics

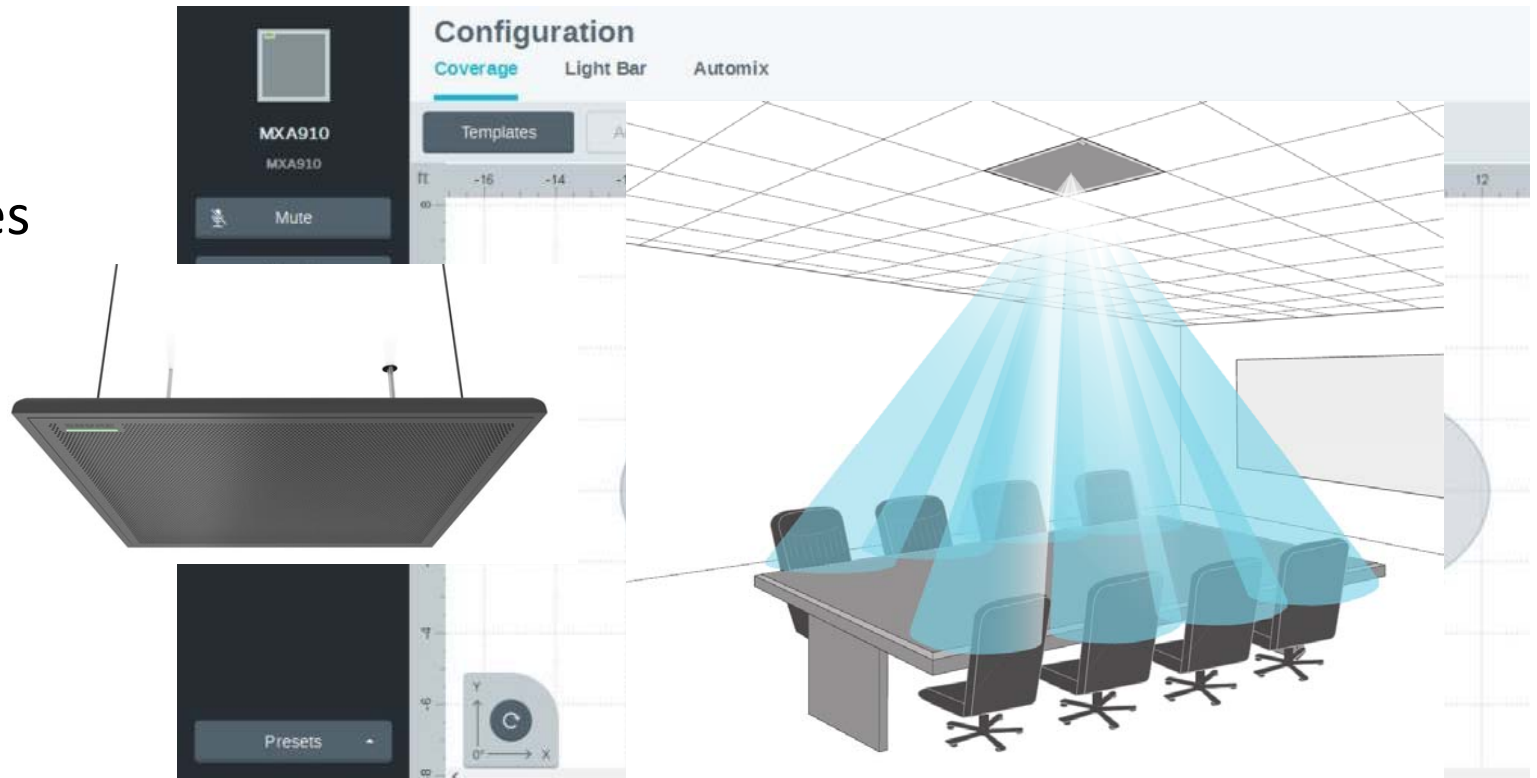


- Ceiling Mics



New Types of MICS

- Ceiling Arrays
- CATx Cable
- POE and POE+
- Steerable Lobes



Speakers

- In Ceiling
- Wall Mounted
- Pendant
- Blends into Environment



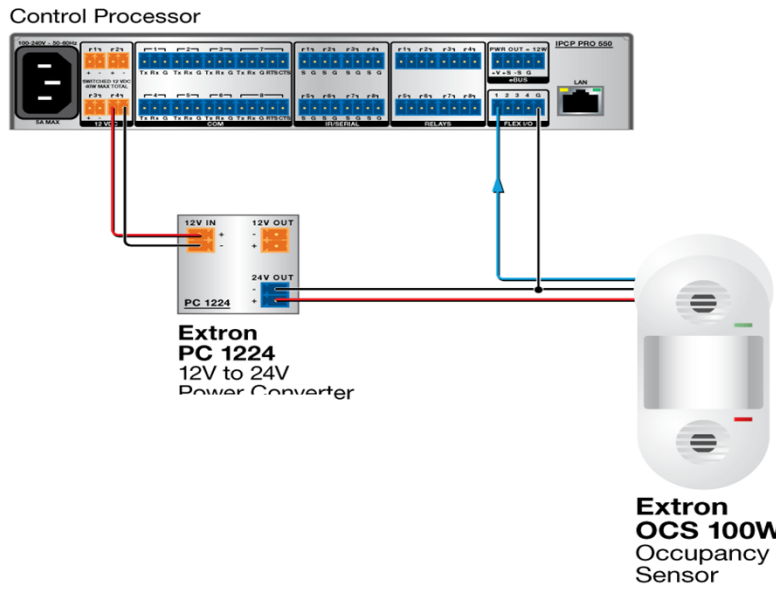
Room Automation



Simple Motion Sensor

- Motion Sensor wiring

- Control system module for Motion Sensor configuration



4 Digital I/Os

- Motion Sensor
- Digital I/O 1 - Digital Input
- Digital I/O 2



How a timer works



Recurrence Pattern

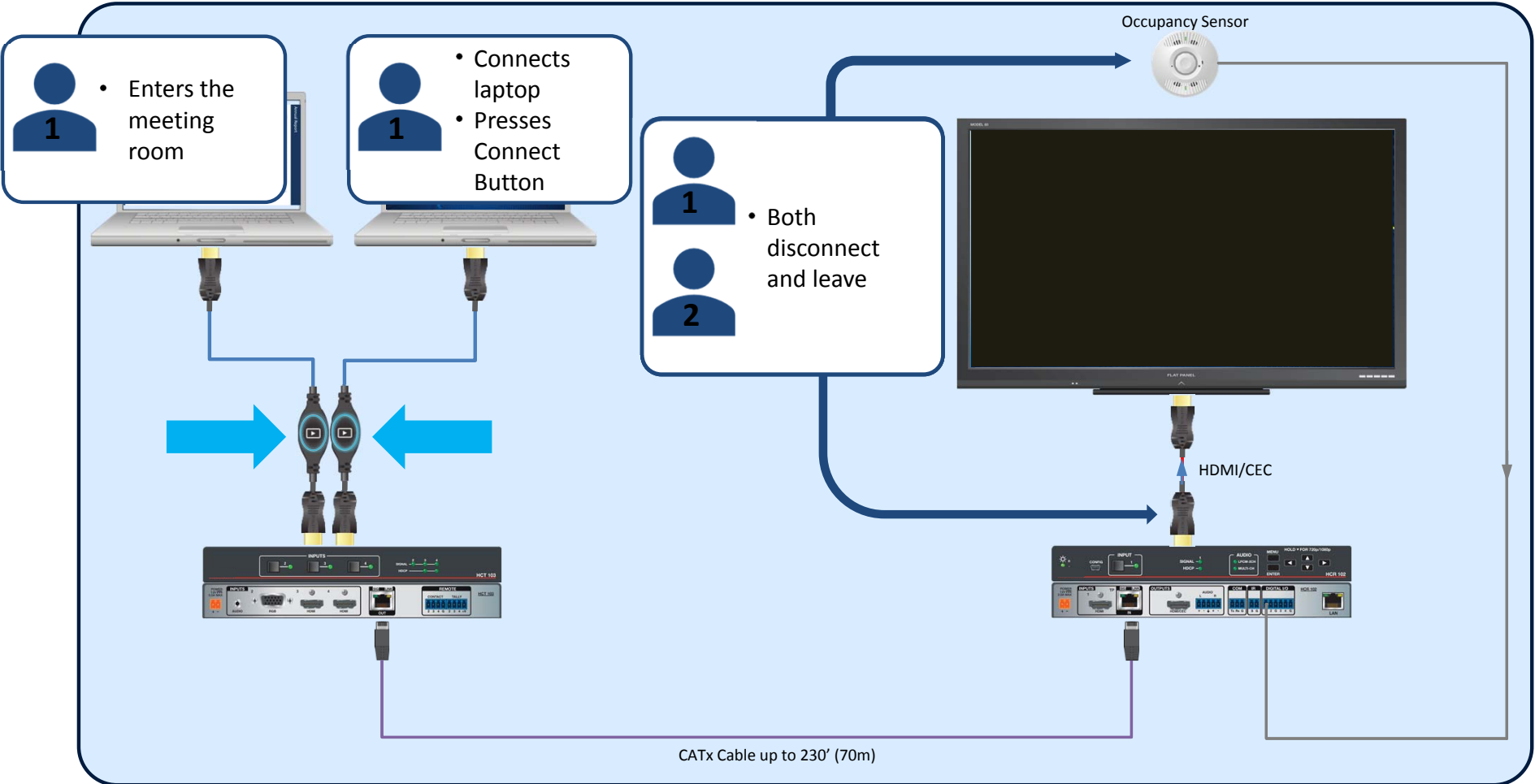
<input checked="" type="checkbox"/> Enabled	Time	Recurrence Pattern				
<input checked="" type="checkbox"/>	5:00 PM	Weekdays				
Mon	Tue	Wed	Thu	Fri	Sat	Sun

Actions

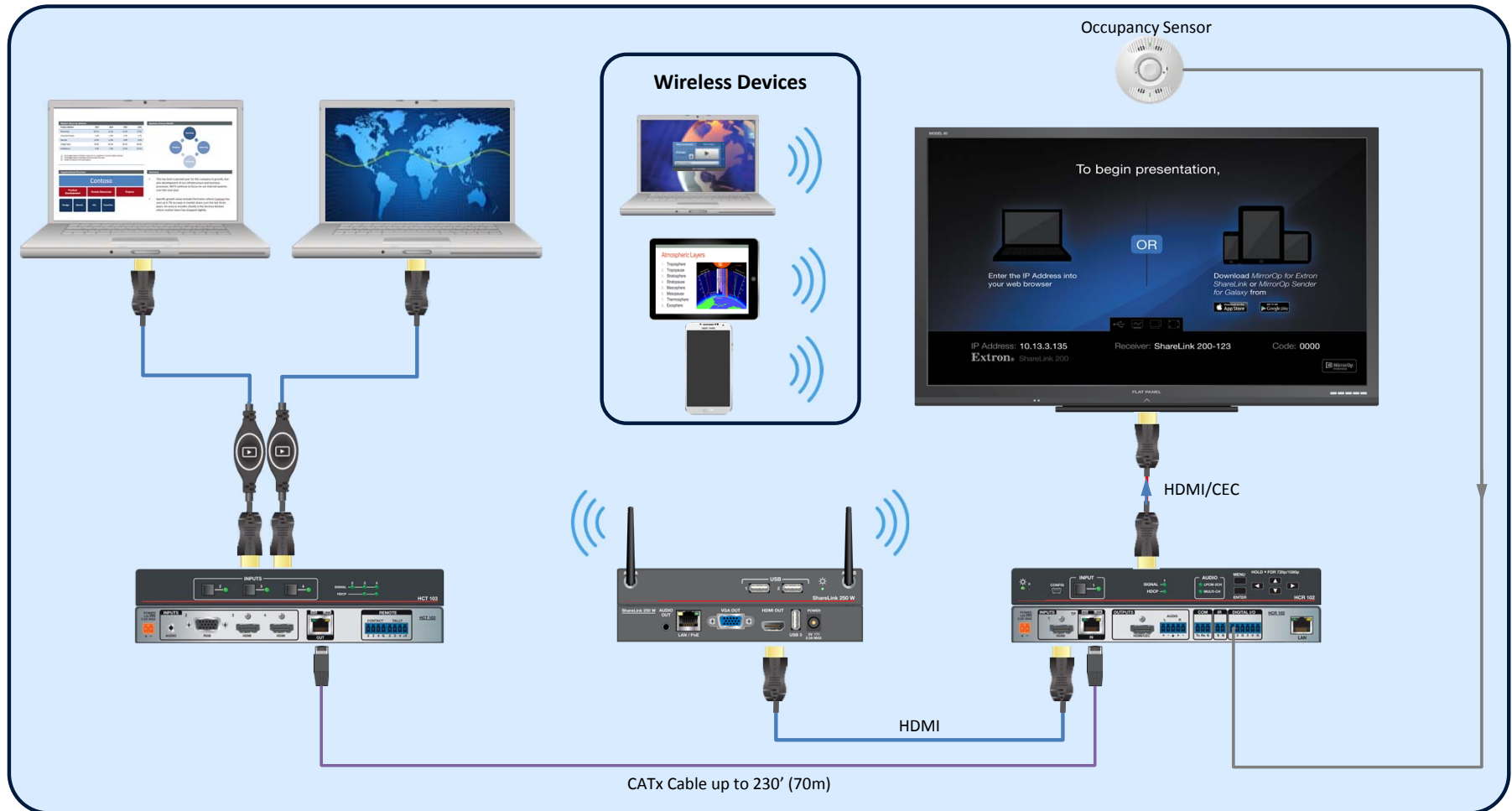
IPCP Pro 360 Invoke Macro (Macro Shutdown)



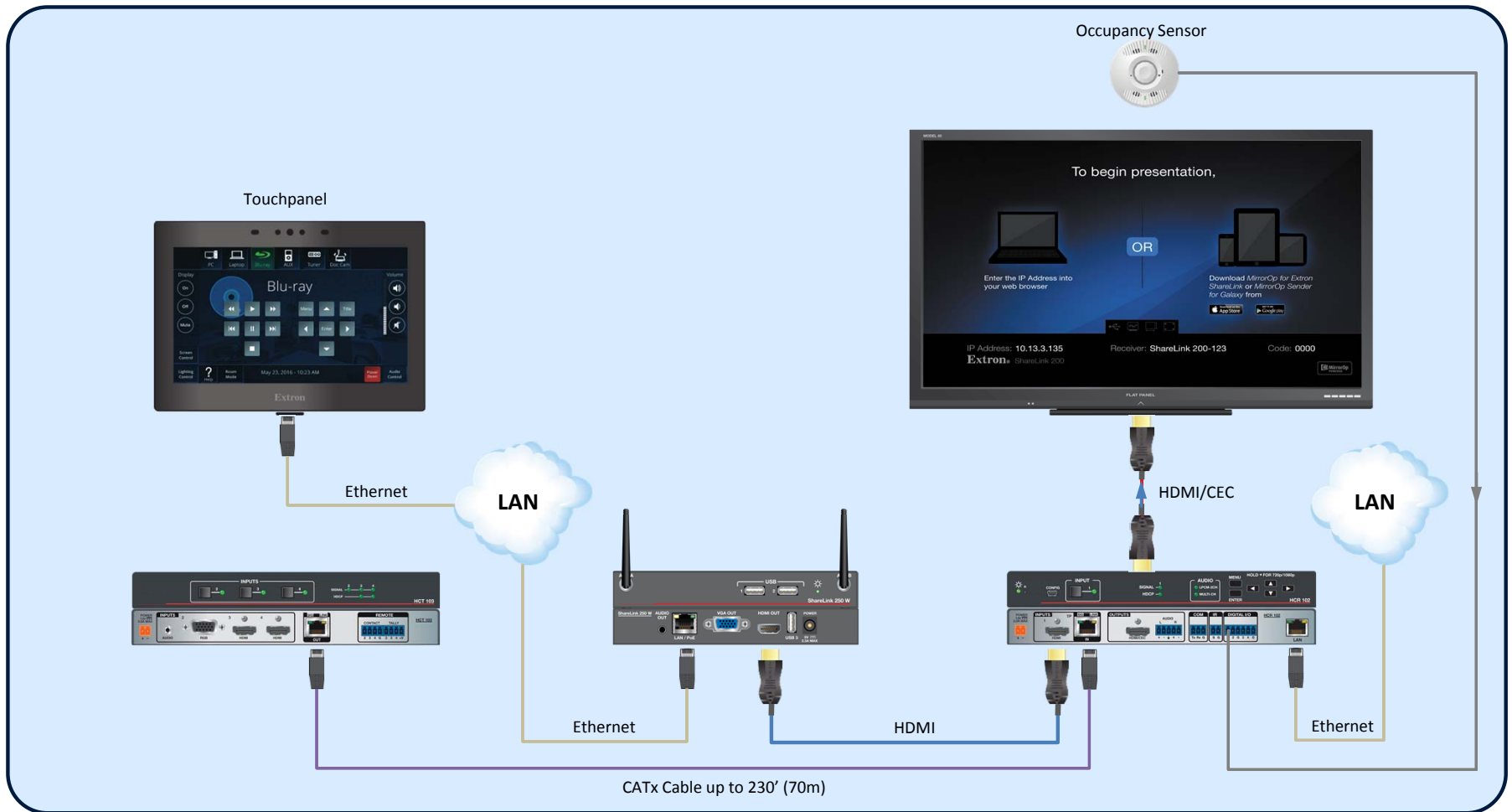
Occupancy Sensor and Collaboration Technology



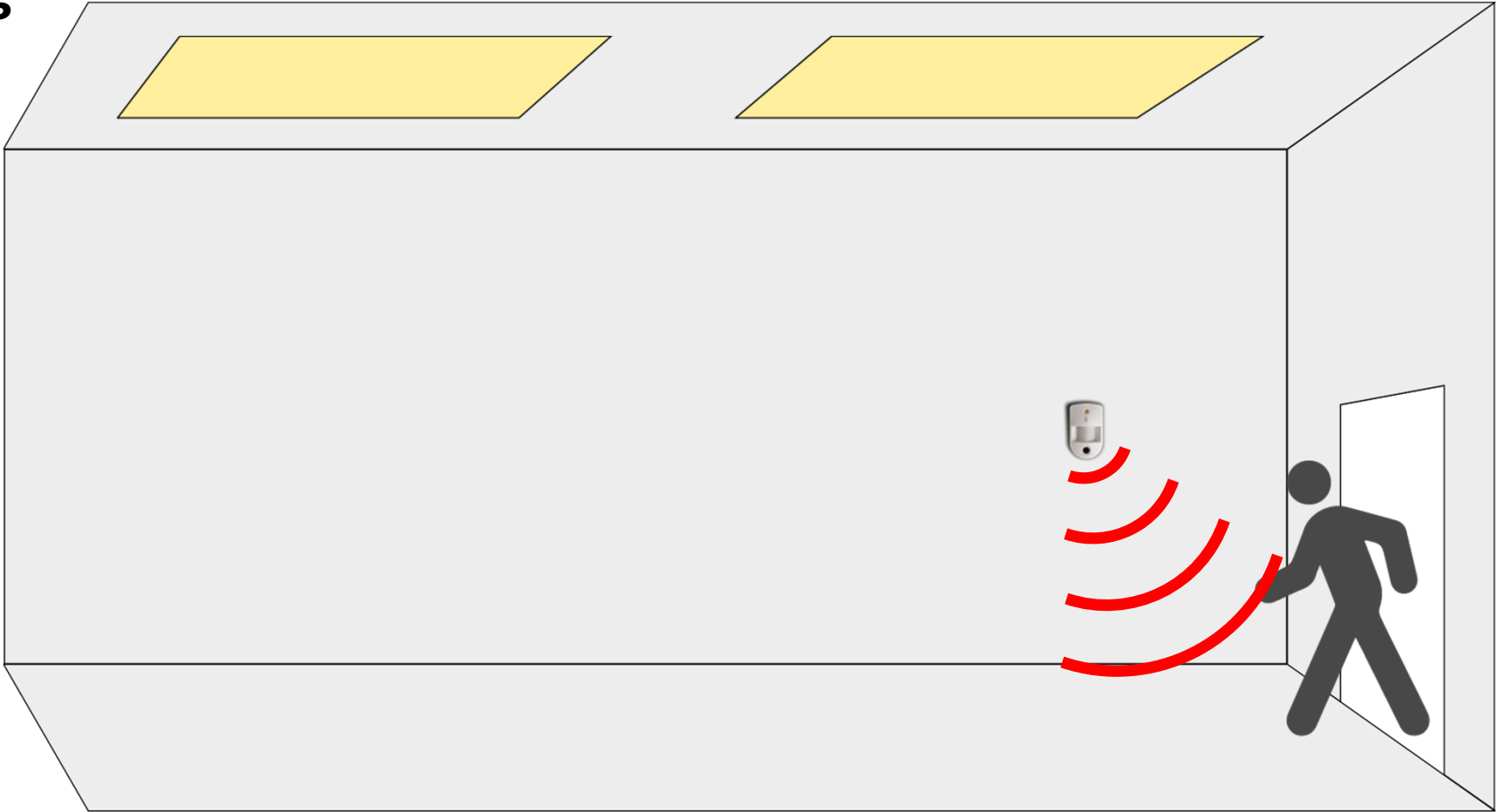
Upgrade Options – Wireless Connectivity



Upgrade Options – TouchPanel Control



Lighting



Control



Push Button Controllers



These do NOT count!



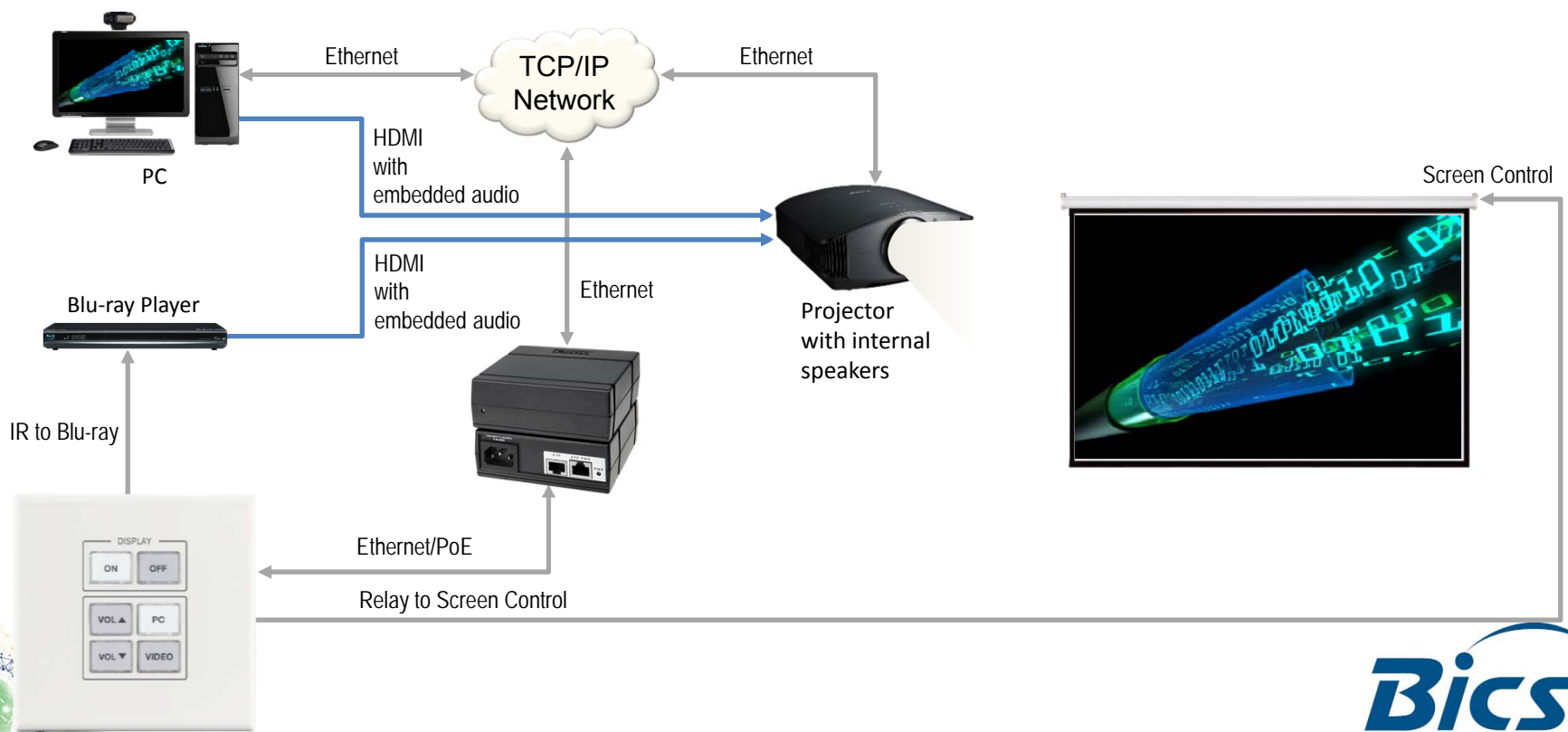
Push Button Controllers



These do!




Single Display Application



Features of PUSH – Button controllers

- Manage, monitor, and control AV devices using a standard Ethernet network
- Fully configurable ...NO Programming
- Two bidirectional RS-232 ports
- Two relays for controlling room functions
- One IR port for connecting up to two emitters
- Remote volume control port for external third-party AMPS



Room Scheduling



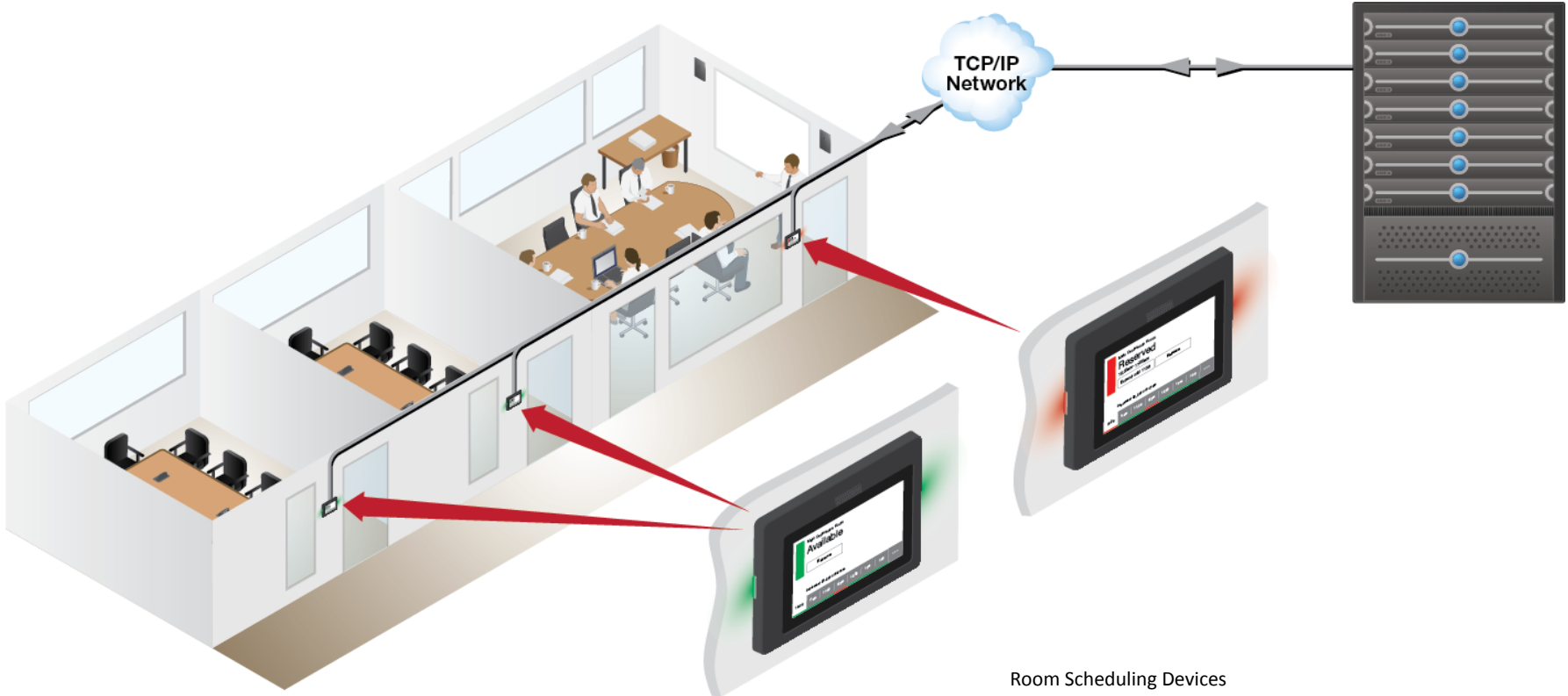
Room Scheduling Panels

The screenshot displays a room scheduling interface with two main sections:

- Configuration Panel (Left):** Features tabs for "Layout", "Background", "Date & Time", "Panel Message", and "Room Occupancy". The "Layout" tab is active, showing fields for:
 - Room Name (dropdown)
 - Meeting Subject (dropdown)
 - Meeting Organizer (Abb... (dropdown)
 - Meeting Duration (dropdown)
 - Reserve: Anytime (dropdown)
 - Walk-up meeting subject: adHoc (text input with Edit link)
 - Allow room release (checked checkbox)
 - Allow check in (unchecked checkbox)
 - Before start: 5 min (input)
 - After start: 10 min (input)
 - When there's no action: Release Room (dropdown)
 - Allow time extension (checked checkbox)
 - Current Date & Time (dropdown)
- Preview Panel (Right):** Shows a preview of the meeting panel with the following content:
 - TouchLink Pro: TLS 520/525, TLP Pro 520/720 (dropdown)
 - Preview: Outlook Reserved (dropdown)
 - Main Conference Room
 - Photographic Techniq...
 - T Wood
 - 12:00pm - 1:00pm
 - Extend until 1:30 (button) | Release (button)
 - 10/2/2018 12:10pm



Room Scheduling



Room Scheduling Devices

AV over IP Considerations

New Technology



AV over IP – AES 67 Audio Distribution

- AES 67 Standard allows audio transportation over IP based systems
- Interoperability between network audio over IP protocols
- Adds audio networking technology into a variety of applications
- Supports both multicasting and unicasting



+



=

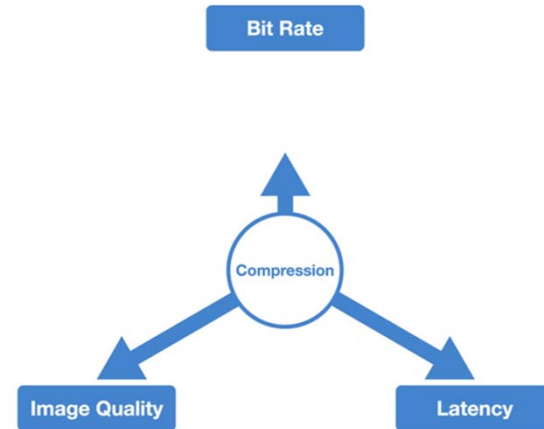
AES 67



Bicsi[®]
EMEA REGION
bicsi.org/emea2020

AV over IP – Compression

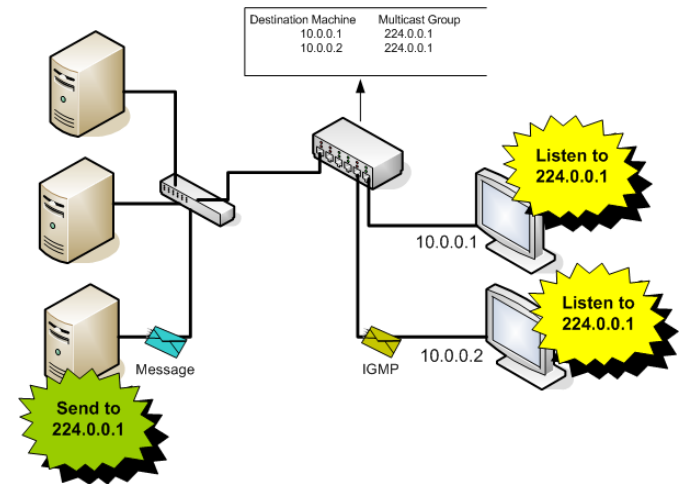
- Compression – Three factors
 - Bit Rate
 - Image Quality
 - Latency



Video Rate	Uncompressed Bit Rate @ 24 bpp	1G Compression @ 880 Mbps	10G Compression @ 4 Gbps
480p60 (SD)	422	1:1	1:1
720p60 (HD)	1,330	2:1	1:1
1080p60 (HD)	2,990	3:1	1:1
2160p60 (UHD)	11,940	14:1	3:1
4096x2160 @ 30 (4K/30)	6,370	7:1	2:1
4096x2160 @ 60 (4K/60)	12,740	14:1	3:1

AV over IP – Network

- Layer 3 Protocols
 - Multicasting
 - IGMP Snooping
- Client Network?
- Private Network?



Keep doing AV !



Bicsi[®]
EMEA REGION
bicsi.org/emea2020

Installing AV in New Age Collaboration Spaces

Karl Rosenberg

Extron

krosenberg@extron.com

